






Contributor	<i>Hema Sridhar Teacher</i>
Article title	Holi Celebrations/Spectrum Day 2023 Sybil Elgar School
<p>Overview / background of what the event is about (WHAT?)</p>   <p>Henna designs</p> 	<p>Holi is a spring festival also known as the festival of colours or the festival of love.</p> <p>It is an ancient Hindu religious festival,</p> <ul style="list-style-type: none"> ● Holi celebrations start the night before, where people gather, sing and dance. ● The next morning is a free-for-all carnival of colours ● where participants play, chase and colour each other with dry powder and coloured water, ● With some carrying water guns and coloured water-filled balloons for their water fight. ● Anyone and everyone is fair game, friend or stranger, rich or poor, man or woman, children and elders. ● Fight with colours occurs in the open streets, open parks, outside temples and buildings. ● Groups carry drums and musical instruments, go from place to place, sing and dance. ● People move and visit family and friends , ● first play with colours on each other, laugh and chit-chat, food and drinks ● People dress up, visit friends and family. <p>Spectrum Day</p> <p>This gave us the opportunity to celebrate with colour and mark the occasion.</p>

<p>Highlights of the event</p> 	<p>To run a variety of activities throughout the day, celebrating Indian Music, Rangoli art design, Henna skin designs and Indian foods. As part of the celebrations to decorate white sheets by throwing special powder paint. Anticipate that children and staff who want to participate will also get powder paint on their clothing and skin, which is traditionally all part of the fun!</p>
<p>Level of student engagement</p>	<p>Students can use special powder paint to have thrown on white t-shirts. Henna designs printed on their hands. Use this occasion to listen and dance to Indian music as part of the culture and tradition.</p>
<p>How will students know what to do? (HOW?)</p>	<p>Give support by getting involved with the Holi festival. Demonstrate and role-model for students to know what to do. Use visual instructions.</p>
<p>Original worksheets to use as downloadable resources for remote learning</p>	 <p>holi presentation and worksheets.doc</p> <p><i>File name:</i></p> <p><i>Description: A Hindu festival of colours – Story of Holi</i></p>
<p>Links to online worksheets / activities</p>	<p>https://www.youtube.com/watch?v=N3981LM9UX0</p> <p>https://youtu.be/E7NZEtivn0s</p> <p>https://youtu.be/Hh-o5g4tLVE</p> <p>https://youtu.be/AbFikJ8KFZ8</p>